




# HOW TO WINTERIZE YOUR MOTORCYCLE



## 1. STABILIZE YOUR FUEL


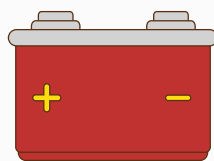
An additive like Sta-Bil fuel stabilizer prevents the fuel from degrading and letting gunk into your system. Take a short ride to ensure the Sta-Bil runs through your system.



## 2. CHANGE OIL & CHECK FLUIDS


This is basic maintenance - but be sure to run the fresh oil through the engine and use antifreeze if your coolant is low. Water is obviously no good.

**DON'T FORGET TO WASH YOUR MOTORCYCLE AND COVER METAL SURFACES WITH LIGHT MACHINE OIL.**



## 3. REMOVE & STORE BATTERY.

You may need to remove the battery. If so, you may need to charge every 4 weeks with a "battery tender" Check your specs on this prior.



## 4. PROTECT YOUR TIRES

If you are storing in a garage or cement floor, prevent moisture damage by placing the bike on a thick carpet or plywood.